




We are excited to announce
ONLINE BILL PAY!!!

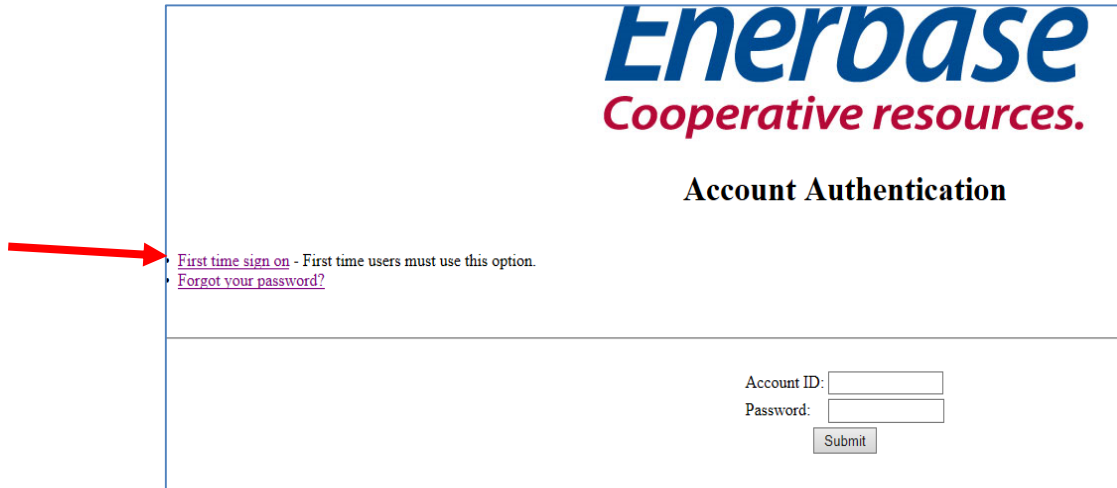
Please follow the directions below to pay your bill online at www.enerbase.coop

1. Choose “Access Account AND/OR Pay Bill” located on the left side under “Account Information”



2. Enter Account ID (Enerbase account number found on your statement) and password, press submit.

3. If you have never logged in before choose “First Time Sign On” located on the left side. Fill out all information. Press submit.



Enerbase
Cooperative resources.

Account Authentication

[First time sign on](#) - First time users must use this option.
[Forgot your password?](#)

Account ID:
Password:

4. Choose Account Statement.




Enerbase
Cooperative resources.

eAgVantage® Menu

[Contact ENERBASE](#)

5. Choose the year and month you way to pay. Then choose Pay Account.



Cooperative resources.

Account Statement

Select the Year: Select the Month:

6. Choose how you want to pay.

Pay on Account

You have three options to determine the amount you want to pay

1. Pay your account balance
2. Pay selected invoices.
3. Pay an entered amount.

Pay your Account Balance

'Pay Account Balance' shows the calculated account balance at the end of the report.
Click on the 'Pay \$Amount' button to proceed with making your payment.

Pay Account Balance Pay Account By Invoice Enter Payment Amount

INVOICES					
Invoice	Invoice Date	Invoice Balance	Discount Allowed	Invoice Net Balance	
6768	07/14/2015	2.96	0.00	2.96	
1047529	08/05/2015	2.03	0.00	2.03	
1047792	08/06/2015	3.52	0.00	3.52	
24820	08/10/2015	47.14	0.00	47.14	
1048286	08/10/2015	10.03	0.00	10.03	
7628	08/11/2015	10.75	0.00	10.75	
7849(pending)	08/14/2015	22.58	0.00	22.58	
1049180(pending)	08/14/2015	13.71	0.00	13.71	
Payment Amount		112.72	0.00	112.72	

**** END OF REPORT ****

7. Select the Pay button on the bottom.

8. Then fill in your checking or savings bank routing number and account number. Press Submit.

*The routing number is a nine-digit bank identification number found on the bottom of your check.

Pay on Account

[Account Statement](#) [Menu](#) [Go Back](#)

You have agreed to pay \$112.72.

If this is correct, Please enter the information below and press **Submit** to submit new account information, otherwise press **Go Back** to recalculate payment amount.

All Fields are required.

Checking Savings

Routing Number

Verify Routing Number

Account Number

Verify Account Number

[Contact ENERBASE](#)

9. Verify your bank information is correct. Press Submit.

Pay on Account

[Account Statement](#) [Menu](#) [Go Back](#)

You have agreed to pay \$112.72.

If this is correct, verify the information below is correct and press **Submit** to process the payment, otherwise press **Go Back** to recalculate payment amount.

Pay using registered account info:

Routing number: 091305031

Registered Account: *****5097

Account Type: CHECKING

[Contact ENERBASE](#)

10. Your payment is complete. You may print this page as your receipt.

Pay on Account

Account Statement

Menu

Go Back

Invoice #90021_900006 created.

A payment of \$112.72 will be applied to your account.

You have chosen the ACH method of payment using account:

Print this page as your receipt.

Please allow 24-48 hours for payments to appear on your account.

[Contact ENERBASE](#)

11. To sign out of your account press Menu. This will bring you back to the main menu.
12. Then press Signoff.

eAgVantage® Menu

Account Statement

Year End

Patronage

Change Password

Signoff

[Contact ENERBASE](#)

Thank you for using Online Bill Pay!